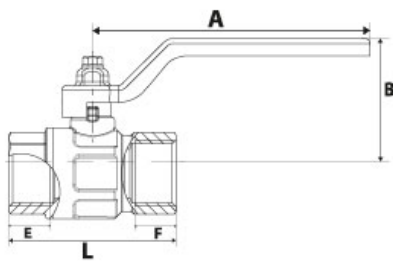


Standard type, with full bore

Material	Nickel-plated brass
Ball	Chrome-plated brass
Ball seals	PTFE
Stem seal	NBR / FKM (sealing package composed of two O-rings)
Hand lever	Galvanised steel, painted red or black
Wing lever	Aluminium, painted red or black
Operating temperature	-20 °C to 150 °C (no steam)
Applications	Compressed air, water, non-toxic and non-corrosive gases, heating systems and air conditioning systems
Thread	G thread acc. to DIN EN ISO 228-1, ISO 228-1, tolerance class B



Ball valves with hand lever red, standard type, female/female thread

Art. No.	Type No.	Thread	Thread material	DN	PN bar	A mm	B mm	L mm	E mm	F mm
103093	329.02-R	G 1/4	Nickelt-plated brass	8	50	80.0	37.0	44.4	10.0	10.0
103094	329.03-R	G 3/8	Nickelt-plated brass	10	50	80.0	37.0	44.4	10.0	10.0
103095	329.04-R	G 1/2	Nickelt-plated brass	15	50	80.0	41.0	50.5	12.5	12.0
103096	329.05-R	G 3/4	Nickelt-plated brass	20	40	113.0	55.0	57.5	13.5	12.5
103097	329.06-R	G 1	Nickelt-plated brass	25	40	113.0	59.0	70.0	15.0	15.0
103098	329.07-R	G 1 1/4	Nickelt-plated brass	32	30	138.0	75.0	80.5	16.5	17.0
103099	329.08-R	G 1 1/2	Nickelt-plated brass	40	30	138.0	81.0	94.5	17.5	18.5
103100	329.09-R	G 2	Nickelt-plated brass	50	25	157.8	96.0	112.5	20.5	22.0
103101	329.10-R	G 2 1/2	Nickelt-plated brass	65	18	197.0	115.0	134.5	24.0	24.0
103102	329.11-R	G 3	Nickelt-plated brass	80	16	250.0	133.0	157.0	26.0	26.0

Ball valves with hand lever black, standard type, female/female thread

Art. No.	Type No.	Thread	Thread material	DN	PN bar	A mm	B mm	L mm	E mm	F mm
129122	329.02-S	G 1/4	Nickelt-plated brass	8	50	80.0	37.0	44.4	10.0	10.0
129123	329.03-S	G 3/8	Nickelt-plated brass	10	50	80.0	37.0	44.4	10.0	10.0
129124	329.04-S	G 1/2	Nickelt-plated brass	15	50	80.0	41.0	50.5	12.5	12.0
129125	329.05-S	G 3/4	Nickelt-plated brass	20	40	113.0	55.0	57.5	13.5	12.5
129126	329.06-S	G 1	Nickelt-plated brass	25	40	113.0	59.0	70.0	15.0	15.0
129127	329.07-S	G 1 1/4	Nickelt-plated brass	32	30	138.0	75.0	80.5	16.5	17.0
129128	329.08-S	G 1 1/2	Nickelt-plated brass	40	30	138.0	81.0	94.5	17.5	18.5
129129	329.09-S	G 2	Nickelt-plated brass	50	25	157.8	96.0	112.5	20.5	22.0
129130	329.10-S	G 2 1/2	Nickelt-plated brass	65	18	197.0	115.0	134.5	24.0	24.0
129131	329.11-S	G 3	Nickelt-plated brass	80	16	250.0	133.0	157.0	26.0	26.0

Department eDocumentation

edition 02/2024

Phone +49 7125 9497-41, -42, -53, -260, -330

Fax +49 7125 9497-99

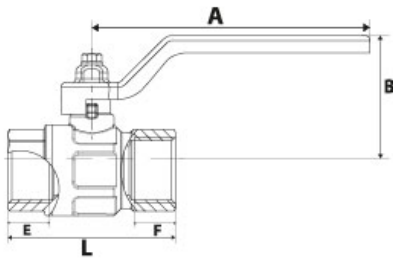
RIEGLER & Co. KG

1.4

e-mail: eDocumentation@riegler.de

www.riegler.net

Subject to technical changes an errors reserved. The proficiency testing is the responsibility of the user. The specified data do not represent legally guaranteed properties.



Ball valves with hand lever red, standard type, female/male thread

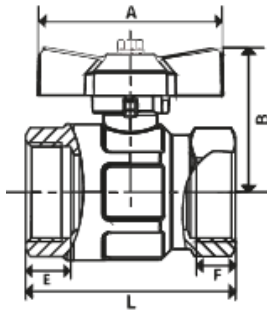
Art. No.	Type No.	Thread	Thread material	DN	PN bar	A mm	B mm	L mm	E mm	F mm
103103	329.22-R	G 1/4	Nickelt-plated brass	8	50	80.0	37.0	54.0	10.5	10.0
103104	329.23-R	G 3/8	Nickelt-plated brass	10	50	80.0	37.0	54.0	10.5	10.0
103105	329.24-R	G 1/2	Nickelt-plated brass	15	50	80.0	41.0	58.5	11.5	12.0
103106	329.25-R	G 3/4	Nickelt-plated brass	20	40	113.0	55.0	66.5	13.5	12.5
103107	329.26-R	G 1	Nickelt-plated brass	25	40	113.0	59.0	78.5	14.5	15.0
103108	329.27-R	G 1 1/4	Nickelt-plated brass	32	30	138.0	75.0	91.5	17.0	17.0
103109	329.28-R	G 1 1/2	Nickelt-plated brass	40	30	138.0	81.0	105.5	19.0	18.5
103110	329.29-R	G 2	Nickelt-plated brass	50	25	157.8	96.0	122.0	21.0	22.0

Ball valves with hand lever black, standard type, female/male thread

Artikel Nr.	Typen Nr.	Gewinde	Gewindematerial	DN	PN bar	A mm	B mm	L mm	E mm	F mm
129132	329.22-S	G 1/4	Nickelt-plated brass	8	50	80.0	37.0	54.0	10.5	10.0
129133	329.23-S	G 3/8	Nickelt-plated brass	10	50	80.0	37.0	54.0	10.5	10.0
129134	329.24-S	G 1/2	Nickelt-plated brass	15	50	80.0	41.0	58.5	11.5	12.0
129135	329.25-S	G 3/4	Nickelt-plated brass	20	40	113.0	55.0	66.5	13.5	12.5
129136	329.26-S	G 1	Nickelt-plated brass	25	40	113.0	59.0	78.5	14.5	15.0
129137	329.27-S	G 1 1/4	Nickelt-plated brass	32	30	138.0	75.0	91.5	17.0	17.0
129138	329.28-S	G 1 1/2	Nickelt-plated brass	40	30	138.0	81.0	105.5	19.0	18.5
129139	329.29-S	G 2	Nickelt-plated brass	50	25	157.8	96.0	122.0	21.0	22.0

Replacement hand lever for ball valves standard type

Art. No.	Type No.	Description	For thread
129108	EHS1412	Galvanised steel, painted black	G 1/4 - G 1/2
129109	EHR1412	Galvanised steel, painted red	G 1/4 - G 1/2
129110	EHS341	Galvanised steel, painted black	G 3/4 - G 1
129111	EHR341	Galvanised steel, painted red	G 3/4 - G 1
129112	EHS114112	Galvanised steel, painted black	G 1 1/4 - G 1 1/2
129113	EHR114112	Galvanised steel, painted red	G 1 1/4 - G 1 1/2
129114	EHS2	Galvanised steel, painted black	G 2
129115	EHR2	Galvanised steel, painted red	G 2
129154	EHS3	Galvanised steel, painted black	G 3
129155	EHR3	Galvanised steel, painted red	G 3

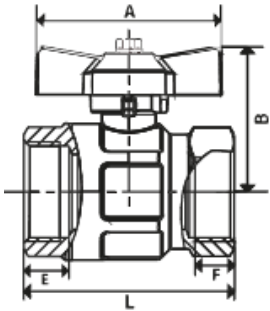


Ball valves with wing lever red, standard type, female/female thread

Art. No.	Type No.	Thread	Thread material	DN	PN bar	A mm	B mm	L mm	E mm	F mm
103111	329.42-R	G 1/4	Bright brass	8	50	47.0	37.0	44.4	10.0	10.0
103112	329.43-R	G 3/8	Bright brass	10	50	47.0	37.0	44.4	10.0	10.0
103113	329.44-R	G 1/2	Bright brass	15	50	47.0	41.0	50.5	12.5	12.0
103114	329.45-R	G 3/4	Bright brass	20	40	62.0	55.0	57.5	13.5	12.5
103115	329.46-R	G 1	Bright brass	25	40	62.0	59.0	70.0	15.0	15.0
103116	329.47-R	G 1 1/4	Bright brass	32	30	70.0	75.0	80.5	16.5	17.0

Ball valves with wing lever black, standard type, female/female thread

Art. No.	Type No.	Thread	Thread material	DN	PN bar	A mm	B mm	L mm	E mm	F mm
129140	329.42-S	G 1/4	Bright brass	8	50	47.0	37.0	44.4	10.0	10.0
129141	329.43-S	G 3/8	Bright brass	10	50	47.0	37.0	44.4	10.0	10.0
129142	329.44-S	G 1/2	Bright brass	15	50	47.0	41.0	50.5	12.5	12.0
129143	329.45-S	G 3/4	Bright brass	20	40	62.0	55.0	57.5	13.5	12.5
129144	329.46-S	G 1	Bright brass	25	40	62.0	59.0	70.0	15.0	15.0
129145	329.47-S	G 1 1/4	Bright brass	32	30	70.0	75.0	80.5	16.5	17.0



Ball valves with wing lever red, standard type, female/male thread

Art. No.	Type No.	Thread	Thread material	DN	PN bar	A mm	B mm	L mm	E mm	F mm
103117	329.52-R	G 1/4	Bright brass	8	50	47.0	37.0	54.0	10.5	10.0
103118	329.53-R	G 3/8	Bright brass	10	50	47.0	37.0	54.0	10.5	10.0
103119	329.54-R	G 1/2	Bright brass	15	50	47.0	41.0	58.5	11.5	12.0
103120	329.55-R	G 3/4	Bright brass	20	40	62.0	47.0	66.5	13.5	12.5
103121	329.56-R	G 1	Bright brass	25	40	62.0	51.0	78.5	14.5	15.0
103122	329.57-R	G 1 1/4	Bright brass	32	30	70.0	64.0	91.5	17.0	17.0

Ball valves with wing lever black, standard type, female/male thread

Art. No.	Type No.	Thread	Thread material	DN	PN bar	A mm	B mm	L mm	E mm	F mm
129146	329.52-S	G 1/4	Bright brass	8	50	47.0	37.0	54.0	10.5	10.0
129147	329.53-S	G 3/8	Bright brass	10	50	47.0	37.0	54.0	10.5	10.0
129148	329.54-S	G 1/2	Bright brass	15	50	47.0	41.0	58.5	11.5	12.0
129149	329.55-S	G 3/4	Bright brass	20	40	62.0	47.0	66.5	13.5	12.5
129150	329.56-S	G 1	Bright brass	25	40	62.0	51.0	78.5	14.5	15.0
129151	329.57-S	G 1 1/4	Bright brass	32	30	70.0	64.0	91.5	17.0	17.0

Replacement wing lever for ball valves standard type

Art. No.	Type No.	Description	For thread
129116	EFS1412	Aluminium, painted black	G 1/4 - G 1/2
129117	EFR1412	Aluminium, painted red	G 1/4 - G 1/2
129118	EFS341	Aluminium, painted black	G 3/4 - G 1
129119	EFR341	Aluminium, painted red	G 3/4 - G 1
129120	EFS114	Aluminium, painted black	G 1 1/4
129121	EFR114	Aluminium, painted red	G 1 1/4